

Chapter 2 Review

The Art of Photography:
Elements & Principles

HOW DO THE ELEMENTS OF ART RELATE TO THE PRINCIPLES OF DESIGN???

ANSWERS:

- 1.) The elements are what make up the photo, and the principles are the arrangement of the elements in a composition.
- 2.) You use the elements to achieve the principles.

What is the
dominant
Element of Art
in this
photograph?

***GEOMETRIC
SHAPE***





1. What Element of art is the white object an example of? **FORM**
2. What kind of space does the white object occupy? **POSITIVE SPACE**
3. What kind of space is the black area surrounding the white object called? **NEGATIVE SPACE**




What is the
dominant
Principle of
Design that is
demonstrated
in this
photograph?

EMPHASIS



What specific
type of color is
used in this
photograph?

***Complementary
Colors***



Where is the positive space in this photograph?

Where is the negative space in this photograph?



***IMPLIED
LINE***

The *arrangement of the slices* of bread in this photograph best demonstrates what specific Element of Art?



The real and implied lines in this photograph, which help your eye to follow a certain direction around the photograph, help to achieve a sense of what principle of design?

MOVEMENT

The organized repetition and size progression of geometric shapes in this photograph help to achieve a sense of what principle of design?

RHYTHM



copyright © 2008 Tenztudio.com all rights reserved.

The flowers,
buds, and twigs
seen in this
photograph
best represent
what specific
Element of Art?

ORGANIC SHAPE



What Principle
of Design does
this photograph
best represent?


PROPORTION



Both photographs
to the left represent
what specific
Principle of Design?



RADIAL BALANCE



Which Element of Art is **NOT** seen in this photograph?

- **Geometric Shape**
- **Form**
- **Implied Line**


Which Principle of Design is **NOT** demonstrated by this photograph?

- **Proportion**
- **Pattern**
- **Rhythm**



Both photographs
to the left represent
what specific
Principle of Design?

***SYMMETRICAL
BALANCE***





The use of similar
neutral colors and
patterns in this
photograph
demonstrate a strong
sense of what
Principle of Design?

UNITY



UNITY

UNITY






What specific type of colors has the photographer chosen to mostly focus on in this photograph?

WARM COLORS



What is the
dominant
Element of Art
in this
photograph?

REAL LINE



What specific type of colors has the photographer chosen to mostly focus on in this photograph?

COOL COLORS



The wide range of light, medium, and dark tones in this photograph demonstrate what Element of Art?

VALUE



What type of
balance does
this photo
demonstrate?

ASYMMETRY



The different colors of the similarly shaped boats successfully demonstrate what design principle?

VARIETY



Both of these
photographs
have effectively
feature what
Element of Art?


TEXTURE





The repetition of shapes, lines, and textures found throughout each of these photos creates what principle of design?

PATTERN



How to Achieve Asymmetrical Balance by Using the Rule of Thirds



This photograph uses SYMMETRICAL BALANCE



This photograph also uses **SYMMETRICAL BALANCE**, even though it is not *perfect* symmetry; it is called *approximate* symmetry.



This photograph also uses **SYMMETRICAL BALANCE**, even though it is not *perfect* symmetry; it is called *approximate* symmetry.



This photograph is UNBALANCED- visually heavy on one side, nothing to balance it out on the other (not the best thing to do)



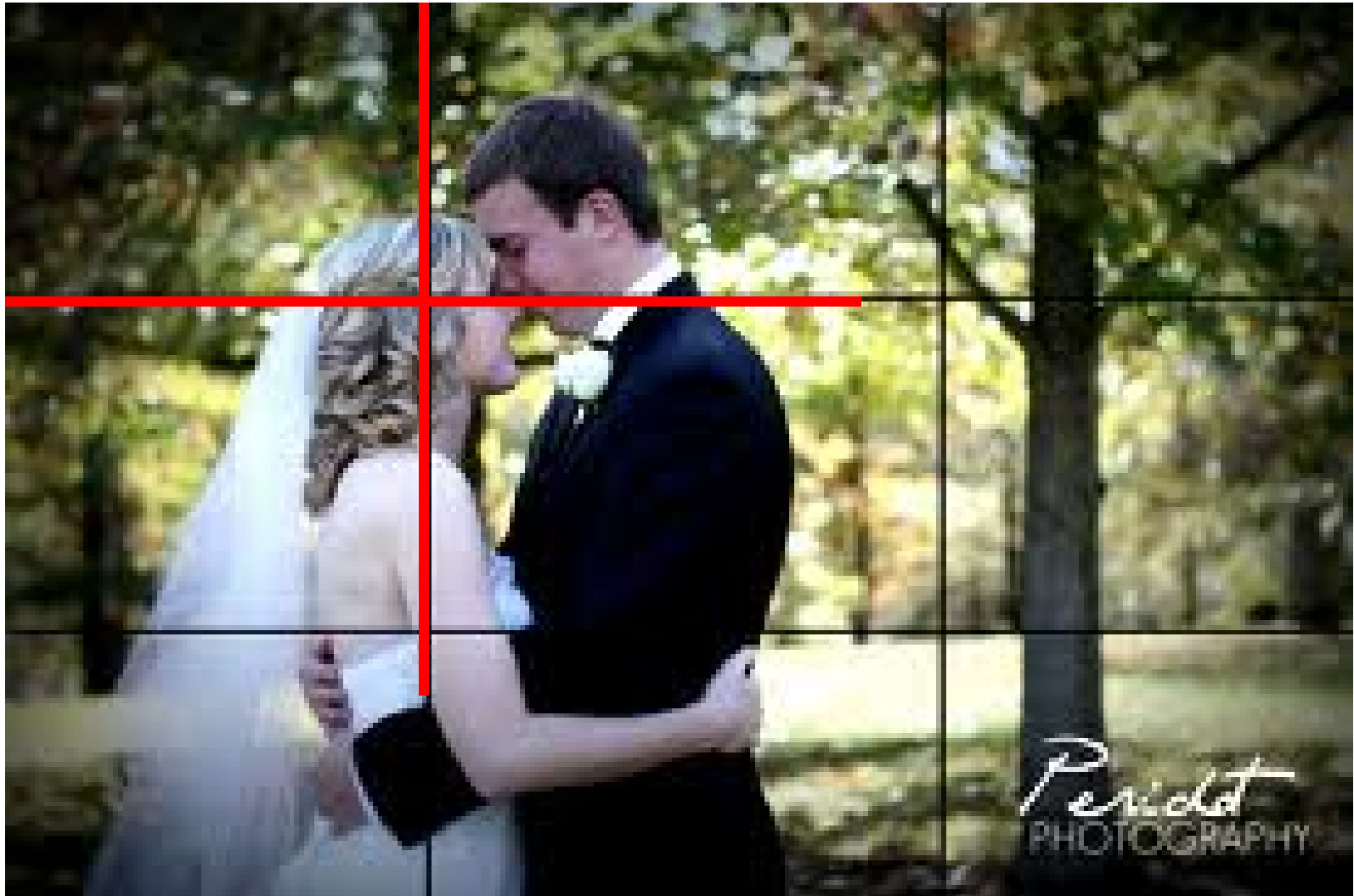
This photograph effectively demonstrates ASYMMETRICAL BALANCE (large and small objects on the left are balanced by the two medium sized objects on the right).






This photograph effectively demonstrates **ASYMMETRICAL BALANCE** by using the *Rule of Thirds*

(the composition is divided into thirds both horizontally and vertically; the most important or interesting part of the photo is located along the intersection of the lines.)



Often times, your most interesting objects when using the Rule of Thirds will form the shape of an “L”, as seen in the photo below:



The large house on the left is visually balanced out by the combination of the small house, the front yard garden, and the darkened background of the trees on the right.



RADIAL BALANCE



RADIAL BALANCE occurs when elements are arranged in a circular composition from a central point outward.





Unity: The apples in this photo are fairly uniform in size and color. The fact that all the elements look relatively the same does not make this a bad photograph. The main purpose in showing this is to simply illustrate **Unity** from a photographic angle.



Variety: The color variations in the plums, especially the light-colored one, give this photo its **Variety**.

Movement

Visual Motion (how your eye travels throughout the photo)






Real Motion

(capturing a
physically moving
object)



Rhythm Rhythm Rhythm

(Organized repetition of art elements)





EMPHASIS

The main area of interest or focal point in a photograph.

(Dominance: greater visual importance)

Subordination: reducing visual importance)



P_{roportion}

The relationship between the size of objects in a composition;
also can indicate location and distance





-Pictorialism

-Straight Photography

Edgar Degas