

Within Word Stage

Feature F

Long Vowels with vCe

| | | | | |
|----------|------------------|--------------------|-----------------------|--------------------|
| Sort # 1 | <u>a</u> can | <u>aCe</u> cane | | |
| Sort # 2 | <u>a</u> cat | <u>aCe</u> lake | <u>?</u> have, saw | |
| Sort # 3 | <u>i</u> pig | <u>iCe</u> line | <u>?</u> give | |
| Sort # 4 | <u>a</u> cram | <u>i</u> fish | <u>aCe</u> lake | <u>iCe</u> ride |
| Sort # 5 | <u>o</u> spot | <u>oCe</u> note | <u>?</u> done | |
| Sort # 6 | <u>u</u> plus | <u>uCe</u> cube | | |
| Sort # 7 | <u>o</u> shop | <u>u</u> dust | <u>oCe</u> cone | <u>uCe</u> use |

Within Word Stage

Feature F

Overview

(1.1 – 1.3)

Suggested Demonstration:

Long Vowels with VCe

a
can

aCe
cane

Record the list of short vowel words on the board or a small slate. Copy the list on the side so that words are arranged side by side. Ask students to read the first word, and then show students what happens when you add e to the word (can becomes cane). Explain that the e is sometimes called a “magic e” because it magically changes the word. After reviewing the concept, have the students sort the short and long vowel – silent e words and pictures into the appropriate categories.

1.1 – Easiest word list and picture list (Recommended for primary)

1.2 & 1.3 - Average/Challenge word list and picture list
(Recommended for late primary /remedial intermediate)

Key Points:

- Show students that by adding a silent e (magic e) to the end of a short vowel word, the vowel will turn long or *say its name*.

Links To Assessment(s):

- Take Home Word List
- Take Home Sorts
- Word Study Activities

cap

cape

ate


mat




can



at



plane



tap

rate

pane

plan

fate



mate

fat

made

pal










pale

Dear Family,

Sort F1.1

Your child is studying the following words as part of a word study program. Please help your child recognize how the "magic e" changes the vowel from a short *ă* sound to a long *ā* sound. Say something like, "Just like magic, the e makes a new word, so some people call it a magic e". Since the e doesn't make a sound, sometimes people call it a silent e.

at
ate
can
cane
cap
cape
fat
fate
mad
made
mat
mate
pal
pale
pan
pane
plan
plane
rat
rate
tap
tape
van
vane

| | | |
|---|---|---|
| fad | rage | gap |
| wade |  | bathe |
|  |  |  |
|  | slat | sage |
|  | wag | wad |
| hate | stat |  |
| wage | sag | fade |
|  | gape |  |

| | | |
|-------|------|-------|
| fad | rage | gap |
| wade | hat | bathe |
| man | mane | rag |
| bath | slat | sage |
| stag | wag | wad |
| hate | stat | state |
| wage | sag | fade |
| slate | gape | stage |

Dear Family,

Sort F1.2-F1.3

Your child is studying the following words as part of a word study program. Please help your child recognize how the "magic e" changes the vowel from a short *ă* sound to a long *ā* sound. Say something like, "Just like magic, the e makes a new word, so some people call it a magic e". Since the e doesn't make a sound, sometimes people call it a silent e.

bath
bathe
fad
fade
gap
gape
hat
hate
man
mane
rag
rage
sag
sage
slat
slate
stag
stage
stat
state
wad
wade
wag
wage