

Dear Family:

In Foundations Unit 13, your child will learn all about the sounds made by the **ch** (as in **chorus**) and **ph** (as in **phone**) digraphs. As with all digraphs, these two letters make one sound. These digraphs can be marked by underlining them:

phase chords

I will also be teaching students about some letters that are silent when combined with certain letters. These are called **silent letter combinations** and they are as follows:

w r - /r/ (w is silent)	/r/	g n - /n/ (g is silent)	/n/
h r - /r/ (h is silent)		k n - /n/ (k is silent)	
n m - /m/ (n is silent)	/m/	h g - /g/ (h is silent)	/g/
b m - /m/ (b is silent)			

To mark these, students simply underline the **silent letter combination** and cross out the silent letter:

~~k~~nee l

One good way to help your child remember the sounds of these silent letter combinations is by telling them that two of these letter combinations say /r/, two say /n/, two say /m/ and one says /g/.

Students will continue to develop their dictionary and vocabulary skills. They have learned much about words so keep up the great work at home!

Sincerely,

The 3rd Grade Teachers



Funquations Grade 3

UNIT 13

Skill Words:

The skill words below may not be the tested words. These words reflect the skills/patterns taught in this unit. Our focus is on learning word patterns, not memorizing specific words.

Sound Alike Words:

Your child should be able to read and spell **sound alike words** from memory in order to match spelling with meaning.

Trick Words:

Your child should be able to read and spell **trick words** from memory. Trick words do not follow usual spelling patterns, they are "tricky" and need to be memorized.

Week 1:

Skill Words:

photograph

trophy

alphabet

phone

dolphin

echo

chrome

ache

chorus

anchor

Sound Alike Words:

knew/new knight/night

Trick Words:

always

Sentence:

When I recite a sound you echo it.

Week 2:

Skill Words:

ghostly

know

wreck

rhinestone

crumb

autumn

wrist

gnat

plumber

knickers

Sound Alike Words:

knows/nose

Trick Words:

laugh

Sentence:

We're adding up that first column of numbers.




Name: _____


Date: _____






Cursive Connectives Practice Review Worksheet




Practice These Connectives! This worksheet provides practice with connecting cursive letters that have been taught in **previous Units**. These clusters are for practice and may not be real words. Practice each set of connectives several times and be sure to leave a space between each set as shown in the example on line 1.

   *sosa sosa*



   *Janet*






   *Istanbul*






   *South America*






   *Japan*






   *Italy*



   *Sarah*



   *Jordan*



Forward Slant, most commonly used by right-handed students.

Name: _____

Date: _____

UNIT
13

Cursive Connectives Practice Review Worksheet

Practice These Connectives! This worksheet provides practice with connecting cursive letters that have been taught in **previous Units**. These clusters are for practice and may not be real words. Practice each set of connectives several times and be sure to leave a space between each set as shown in the example on line 1.

Row 1: _____ *Sosa Sosa*

Row 2: _____ _____

Row 3: _____ _____

Row 4: _____ *Janet*

Row 5: _____ _____

Row 6: _____ *Istanbul*

Row 7: _____ _____

Row 8: _____ *South America*

Row 9: _____ _____

Row 10: _____ *Japan*

Row 11: _____ _____

Row 12: _____ *Italy*

Row 13: _____ _____

Row 14: _____ *Sarah*

Row 15: _____ _____

Row 16: _____ *Jordan*

Row 17: _____ _____

Backward Slant, most commonly used by left-handed students.

Name: _____

Date: _____

UNIT
13

WEEK 1



Do the "New Sound" Activity

Have your child read the words and underline the **ch** in each one. Write **/k/** above the **ch** to indicate the sound and then write the words on the lines below.

/k/

Chris

scheme*

stomach*

technical

orchid

school

chrome

chorus*

chemical

schedule*

echo*

ache*

Chris

Select two of the starred words and construct a sentence that demonstrates its meaning.

1

2

Name: _____

Date: _____

UNIT
13

WEEK 1



Do the "New Sound" Activity

Have your child read the words and underline the **ph** for the /f/ sound. Then, write the words with the **ph** option for /f/ on the lines below.

phony

graph*

dolphin

Ralph

flagpole

female

atmosphere*

photograph*

telephone

French

confuse

define

geography*

alphabet*

profile

phony

Select two of the starred words and construct a sentence that demonstrates its meaning.

1

2

**Guess Which One**

Read the sentence(s). Write the correct Sound Alike Word from the box on the lines below.

knew

new

night

knight

- 1 Shawn _____ the shirt was wrinkled, but he decided to wear it any way.
- 2 We just won the basketball game and now I have a _____ trophy.
- 3 It was so bright last _____ because of the huge moon.
- 4 She _____ dolphins were smart, but she didn't know they could communicate with whistles.
- 5 The brave _____ saved the princess in the castle.

**Sentence Creation**

Create one sentence for each Sound Alike Word. The sentence should use the word correctly *and* demonstrate the meaning of the word.

- 1 _____

- 2 _____

- 3 _____

- 4 _____

**Do the “Silent Letters” Activity**

Have your child cross out the silent letter(s) in each word below and read the words.

~~gh~~ost

wrestle

wrench

wrist

~~gh~~ost

knot

knight

crumb

knuckle

~~w~~rong

rhinstone

spaghetti

wrinkle

knives

column

**Do the “Silent Letter Category” Activity**

Have your child write the words from above in the correct boxes. Cross out the silent letters.

rh**gh****wr****mb****kn****mn**

**Guess Which One**

Read the sentence(s). Write the correct Sound Alike Word from the box on the lines below.

knows

nose

- 1 Phillip _____ many words in German.
- 2 My grandma _____ how to make a great rhubarb pie.
- 3 Your _____ is red! Is it very cold today?
- 4 Chris _____ that Ralph likes magic, so they went to a show.
- 5 Rose has a stomach ache and a runny _____.

**Sentence Creation**

Create one sentence for each Sound Alike Word. The sentence should use the word correctly *and* demonstrate the meaning of the word.

- 1 _____

- 2 _____
