


Welcome to our Elementary Instrumental Music Parent Night!



*Please scan to access
our presentation
documents:*





TWP VPA MISSION


To provide all students with opportunities to engage in a variety of aesthetic and academic experiences that encourage creativity, innovation and collaboration.

TWP VPA VISION

To empower all learners to engage in creative expression, critical thinking, and self-discovery in order to develop a lifelong advocacy and appreciation for the arts.

[Department Website](#)

Why music?





Elementary Instrumental Music Staff

Mr. Casey Corigliano, K-12 Supervisor of Visual & Performing Arts

Band

**Bells & TJ – Mr. Mullen
Hurffville & Wedgwood – Mr. Reim
Birches & Whitman – Mrs. Maxwell**

Orchestra

**Bells & TJ – Mrs. Aldrich
Hurffville & Wedgwood – Mrs. Reim
Birches & Whitman – Mr. Przybylowski**




Instrument Rental Program

Music & Arts

Mrs. Stacey Cafagna

(rep visits our schools weekly)

Quality Instruments



The Washington Township Instrumental Music program is comprised of many active musical organizations. Every member makes a daily contribution to the overall music-making process. Our rehearsals and performances allow these student musicians to experience the world of music through their active participation.

As a performing member of the band or orchestra, an important tool in the improvement of your child's playing ability is his/her instrument. The instrument is the vehicle that brings the total musical experience to life. Though they may all look alike, rest assured that a good musical instrument can go a long way toward making the musical experience a positive one. As teachers, we have experienced how an inferior instrument can inhibit the progress of a student and potentially lead to a student dropping out of the instrumental music program.

We find that students who play a better-quality instrument often find playing to be easier, their sound to be better and band or orchestra class to be more enjoyable.

There are many quality instruments from which to choose. If you are interested in making an investment in your child's music education, please consider the rental or purchase of a quality musical instrument. Some brands that we recommend for band include: Bach, Selmer, Gemeinhardt and Yamaha. If you find other brands you like, please get in touch with someone you trust for advice. String students have a variety of makes and models to choose from as well. In addition, string students must use an appropriately sized instrument. Your school's string specialist will measure your child to ensure that they use an appropriately sized instrument. As he/she grows, larger sizes will be necessary. Rental programs typically allow you to trade up to larger sizes as your child grows, without additional cost.

If you choose to purchase an instrument from an individual or non-traditional music store, be sure to inquire about warranty, support and availability of loaner instruments in the event a repair is needed. For various reasons, including the availability of parts, some traditional music stores may not repair instruments purchased in non-traditional music stores. Purchasing an auction-type instrument whether new or used, can also be problematic. Some instruments may be in good shape however most instruments, especially older ones, require a visual and playing inspection to accurately ascertain their quality and playability. A used instrument frequently requires repair and set-up to make it playable. This can add significantly to the overall cost.

For more information, please contact your child's school band or string specialist, consult your child's private music instructor or visit one of the local music stores that provide quality instruments.

Thanks again for supporting your child's participation in band and orchestra. Music makes a difference!




Local Instrument Repair Locations

Coles Music

471 Main St., Sewell/Mantua


Old Towne Music

5101 Rt. 42, Turnersville
(*Satellite location for M&A*)




Typical Weekly Schedule

- 30 minute lesson (*by instrument group*)
- 30 minute ensemble rehearsal (*full group*)
 - *Will start later in the year*
- Schoology for lesson updates and practice information



Lesson Schedules

- **Band**
 - Bells/TJ
 - Birches/Whitman
 - Hurffville/Wedgwood
- **Orchestra**
 - Bells/TJ
 - Birches/Whitman
 - Hurffville/Wedgwood



2024-2025 Concert

Monday, May 5, 2025, 7 p.m.


Hurffville & Wedgwood @ CRMS

Bells & TJ @ OVMS

Birches & Whitman @ BHMS


****We will likely need your child to arrive by 6:30pm****

Beginning Steps at Home




- Set-up a practice location in home where student can make noise
- Private from siblings/pets where possible
- Despite the sound, keep encouraging them – learning a new instrument is a process


BAND MATERIALS



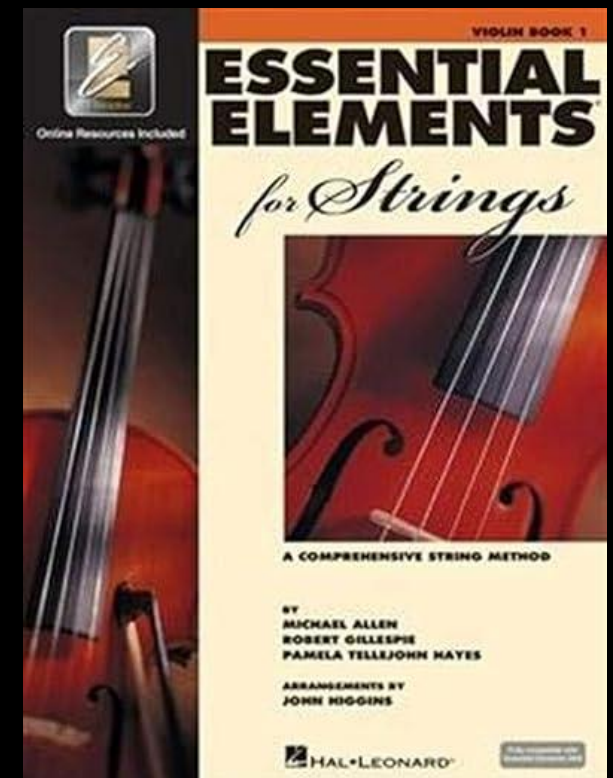
- Comfy chair where feet can touch the ground
- Music Stand
- Standard of Excellence, Book 1
 - Flute
 - Clarinet
 - Saxophone
 - Trumpet
 - Trombone
 - Baritone
 - Percussion Kit
- We will provide a folder for music




ORCHESTRA MATERIALS



- Comfy chair where feet can touch the ground
- Music Stand
- Essential Elements for Strings, Book 1
 - Violin
 - Viola
 - Cello
 - Bass
- Shoulder rest (optional)
- We will provide a folder for music




PRACTICING



- First three months vary from tasks to practicing for 15 minutes
- 20 minutes per day for 5 days a week is the goal
- 20-30 minutes of practice split up is still 20-30 minutes of practice
- Encourage, encourage, encourage
 - You will hear sounds you never thought were possible (patience)
 - Buy them a manuscript
 - Play with them (if you have your own instrument) participate
 - At home concerts
- Make the practice area inviting




INSTRUMENT CARE



- ❖ Luggage tag, Key Chain, Tape with name to identify Instrument
- ❖ Keep instrument clean
- ❖ Do not attempt to fix the instrument yourself
- ❖ Do not keep the instrument in extreme heat or cold
- ❖ Be careful of sharing with younger siblings
- ❖
- ❖ Make sure when they are done they put the instrument in a safe place, out of reach of pets and siblings



INSTRUMENT CARE




- ❖ Don't play band instruments right after eating or drinking sugary beverages
- ❖ Clarinets & Saxophones need to have a good working reed
 - ❖ Nothing that has turned green
 - ❖ Warped
 - ❖ Doesn't look eaten
- ❖ Trumpets & Baritones: Valve oil
- ❖ Trombones: Slide oil or grease






ATTENDING LESSONS




- ❖ Missing one lesson is missing an entire week of school for instrumental music
- ❖ Missing 5 lessons before the concert is 20% of our time with the students
- ❖ Forgetting your instrument and/or music is like going to school without a laptop or a pen and paper
 - Attend anyway, even without their instrument
- ❖ Students are responsible for work missed during lesson time

Going Forward




- ★ Encourage, encourage, encourage
- ★ Show potential:
 - Attend a middle school and high school concert
 - Attend a local/regional band/orchestra concert
- ★ WTHS Academy

DECIDED ON STOPPING



- ❖ Please inform your music teacher via e-mail or phone call
- ❖ Your responsibility to discontinue your rental
- ❖ Encourage to stick out for the whole year





**Thank you for your
attendance this evening!**

***Please feel free to meet with any
of us afterwards***